

Flow-Thru™ 10,000 Series

ORDER PICKUP SOLUTIONS

Fast, contactless convenience for better pickup experiences





Associates quickly load orders from back to open compartments

- » Streamlined workflow increases productivity and throughput
- » Simple associate interface with QR/barcode reader and touchscreen
- » Color-coded compartment lights show associates where to load orders
- » Easy-clean, removable compartment floor panels



Customers pick up at front in seconds

- » Familiar user interface (UI) with QR/barcode reader and touchscreen
- » Interior and exterior indicator lights guide customer to order(s)
- » Door opens automatically when customer scans or enters order code

NEW! Space-saving front-load model

- » Designed for smaller footprint with no rear access
- » Orders are loaded and picked up at front
- » Diverts off-premise traffic away from your lobby
- » Optimizes productivity and labor efficiency



Faster for them, smarter for you

Offer fast, self-serve pickup

Keep customers coming back with skip-the-line convenience and pickup in seconds.

Flexible integration option

An array of APIs makes integration with your existing KDS/POS systems fast and easy.

The right size and configuration for your operation

Modular construction offers dozens of options and lets you easily add additional units.

CREATE THE IDEAL SYSTEM FOR YOUR ORDER VOLUME AND VELOCITY

1

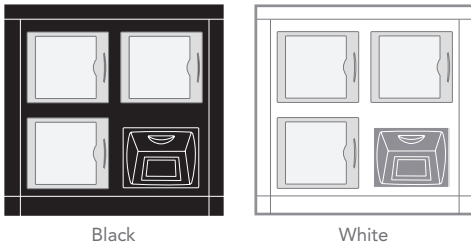
CHOOSE MODEL, THEN NUMBER OF UNITS

Select up to 4 units
per UI. Add additional
UI as needed.



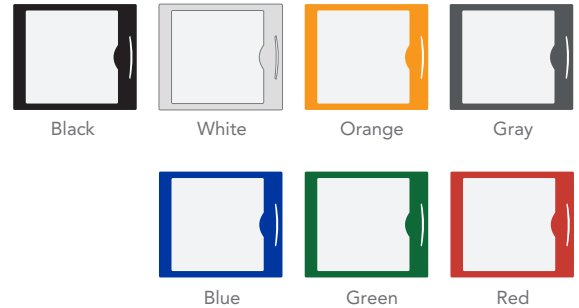
2

CHOOSE BASE COLOR*



3

CHOOSE DOOR COLORS*



*Optional trade dress and custom colors available for additional cost.



Real-time visibility and control

See real-time order and compartment data,
and dive into trends like order pickups and
dwell time, compartment availability and more.

FLOW-THRU 10,000 SPECS

COUNTERTOP MODEL 10,000.H



FRONT

BACK


FLOOR MODEL 10,000.V



FRONT

BACK

FRONT-LOAD MODEL 10,000.F



FRONT

BACK

Series No.	Includes UI	Compartments	Overall W x H x D	Overall Weight	Ship W x H x D	Ship Weight
COUNTERTOP MODEL						
10,103.H	Yes	3	40.12" x 38.25" x 18.3" / 1019 mm x 971 mm x 465 mm	240 lbs. / 108 kg	53" x 62" x 31" / 1346 mm x 1574 mm x 787 mm	325 lbs. / 147 kg
10,104.H	No	4				
FLOOR MODEL						
10,107.V	Yes	7	40.12" x 76.28" x 18.3" / 1019 mm x 1937 mm x 465 mm	390 lbs. / 176 kg	53" x 81" x 31" / 1346 mm x 2057 mm x 787 mm	490 lbs. / 223 kg
10,108.V	No	8				
FRONT-LOAD MODEL						
10,007.F	Yes	7	40.12" x 76.28" x 18.3" / 1019 mm x 1937 mm x 465 mm	390 lbs. / 176 kg	53" x 81" x 31" / 1346 mm x 2057 mm x 787 mm	490 lbs. / 223 kg
10,008.F	No	8				

COMMON	Depth w/Door Open	Compartment Interiors W x H x D	Compartment Capacity	Electrical
	32.8" / 833 mm	13" x 12" x 18" / 330 mm x 305 mm x 457 mm	15 lbs. / 6.8 kg	100-240VAC/50-60Hz/3A

TOUCHSCREEN	Brightness	Backlight Life	Horizontal Viewing Angle	Vertical Viewing Angle	Active Area W x H
	800+ Nits	50,000+ Hours	70°/70°	55°/65°	6" x 3.3" / 153.8 mm x 85.6 mm

Power and internet access available on top, bottom and each side of unit. For indoor use only in operating temperatures between 5° F/-15° C and 122° F/50° C. Ambient operating humidity range: 5 to 95% condensing.



Imagine the Possibilities™

ApexOrderPickup.com | info@apexorderpickup.com