


# Flow-Thru™ 10,000 Series

ORDER PICKUP SOLUTIONS

Fast, contactless convenience  
for better pickup experiences





## Associates quickly load orders from back to open compartments

- » Streamlined workflow increases productivity and throughput
- » Simple associate interface with QR/barcode reader and touchscreen
- » Color-coded compartment lights show associates where to load orders
- » Easy-clean, removable compartment floor panels

## Customers pick up at front in seconds

- » Familiar user interface (UI) with QR/barcode reader and touchscreen
- » Interior and exterior indicator lights guide customer to order(s)
- » Door opens automatically when customer scans or enters order code

## NEW! Space-saving front-load model

- » Designed for smaller footprint with no rear access
- » Orders are loaded and picked up at front
- » Diverts off-premise traffic away from your lobby
- » Optimizes productivity and labor efficiency



# Faster for them, smarter for you

### Offer fast, self-serve pickup

Keep customers coming back with skip-the-line convenience and pickup in seconds.

### Flexible integration option

An array of APIs makes integration with your existing KDS/POS systems fast and easy.

### The right size and configuration for your operation

Modular construction offers dozens of options and lets you easily add additional units.

# CREATE THE IDEAL SYSTEM FOR YOUR ORDER VOLUME AND VELOCITY

1

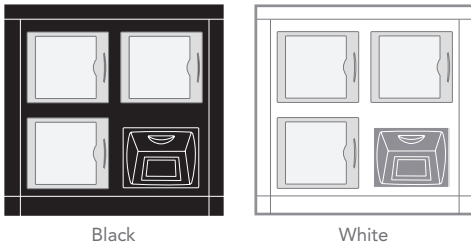
## CHOOSE MODEL, THEN NUMBER OF UNITS

Select up to 4 units  
per UI. Add additional  
UI as needed.



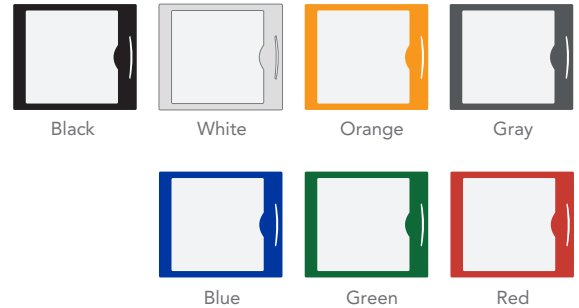
2

## CHOOSE BASE COLOR\*



3

## CHOOSE DOOR COLORS\*



\*Optional trade dress and custom colors available for additional cost.



### Real-time visibility and control

See real-time order and compartment data,  
and dive into trends like order pickups and  
dwell time, compartment availability and more.

# FLOW-THRU 10,000 SPECS

COUNTERTOP MODEL 10,000.H



FRONT

BACK

FLOOR MODEL 10,000.V



FRONT

BACK

FRONT-LOAD MODEL 10,000.F



FRONT

BACK

Series No.	Includes UI	Compartments	Overall W x H x D	Overall Weight	Ship W x H x D	Ship Weight
<b>COUNTERTOP MODEL</b>						
10,103.H	Yes	3	40.1" x 41.3" x 18.3" / 1019 mm x 1049 mm x 456 mm	240 lbs. / 108 kg	53" x 62" x 31" / 1346 mm x 1574 mm x 787 mm	325 lbs. / 147 kg
10,104.H	No	4				
<b>FLOOR MODEL</b>						
10,107.V	Yes	7	40.1" x 76.4" x 18.3" / 1019 mm x 1939 mm x 456 mm	390 lbs. / 176 kg	53" x 81" x 31" / 1346 mm x 2057 mm x 787 mm	490 lbs. / 223 kg
10,108.V	No	8				
<b>FRONT-LOAD MODEL</b>						
10,007.F	Yes	7	40.1" x 76.4" x 18.3" / 1019 mm x 1939 mm x 456 mm	390 lbs. / 176 kg	53" x 81" x 31" / 1346 mm x 2057 mm x 787 mm	490 lbs. / 223 kg
10,008.F	No	8				

COMMON	Depth w/Door Open	Compartment Interiors W x H x D	Compartment Capacity	Electrical
	33.5" / 851 mm	13" x 12" x 18" / 330 mm x 305 mm x 457 mm	15 lbs. / 6.8 kg	100-240VAC/50-60Hz/3A

TOUCHSCREEN	Brightness	Backlight Life	Horizontal Viewing Angle	Vertical Viewing Angle	Active Area W x H
	800+ Nits	50,000+ Hours	70°/70°	55°/65°	6" x 3.3" / 153.8 mm x 85.6 mm

Power and internet access available on top, bottom and each side of unit. For indoor use only in operating temperatures between 5° F/-15° C and 122° F/50° C. Ambient operating humidity range: 5 to 95% condensing.



Imagine the Possibilities™

ApexOrderPickup.com | info@apexorderpickup.com