

Axcess™ 6800 Series Automated Locker Solutions

Outdoor solutions for no-wait order pickup and returns



Quick, Secure Access

Customers access their order compartment(s) with a unique pickup code

Optimal Compartment Sizes

A wide choice of configurations to accommodate many products and shelf heights

Flexible Configurations

Add up to three satellite lockers to right or left of customer interface

Accessible Accommodations

A variety of features provide accommodations for users with disabilities

IP24 Rated

Resists rain, moisture and particle infiltration of 12.5 mm or larger

Withstands Heat and Cold

Operates in temperatures from -10° F/-23° C* to 110° F/43° C with optional heater fan

*Without heater fan: 40° F/4° C to 110° F/43° C

Supports a Wide Range of User ID

Choose from barcode, magnetic stripe, proximity card or keypad entry

Optional Front and Side Skirts

Provides a more streamlined appearance



*Shown with optional skirt and custom branding

- **Offer 24/7 e-commerce order pickup and returns**

Meet your customers' needs 24/7 by providing convenient self-serve pickup and returns. Optional automated data exchange with your POS or e-commerce system.

- **Remote dispensing convenience**

Keep supplies stocked and secure, and always know who's using what, when and where.

- **Reusable asset check-out/check-in**

Keep handheld devices and tools ready to work, keep track of who's using them, and when they're returned.

- **Create a dazzling brand experience**

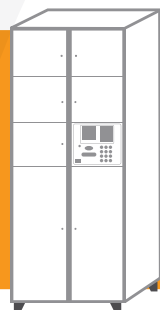
Get creative with optional eye-catching colors and graphics to reinforce your brand and stand out in any environment.

FOUR COMPARTMENT OPTIONS

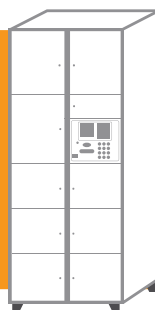
Choose from four compartment sizes and multiple configurations to enhance order fulfillment.



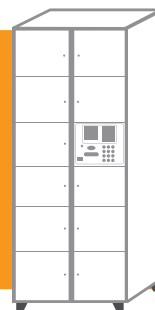
Streamline Order Pickup and Returns



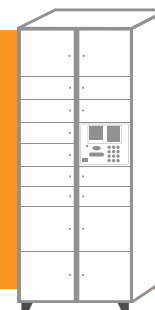
AXCESS 6807.CH
7-Door Locker



AXCESS 6810.C
10-Door Locker



AXCESS 6811.C
11-Door Locker



AXCESS 6816.C
16-Door Locker

Stand-Alone Lockers

Includes customer interface

Width: 31" / 787 mm

Height: 79" / 2006 mm

Depth: 31" / 787 mm

Weight: 350 lbs. / 159 kg

Electrical: 115-230VAC/50-60Hz/1.25-2.5A



Compartment Interiors* (W x H x D)

6" Door: 11.1" x 4.8" x 23.1" / 282 mm x 122 mm x 586 mm

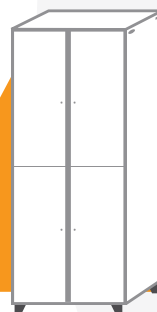
12" Door: 11.1" x 10.8" x 23.1" / 282 mm x 274 mm x 586 mm

18" Door: 11.1" x 16.8" x 23.1" / 282 mm x 427 mm x 586 mm

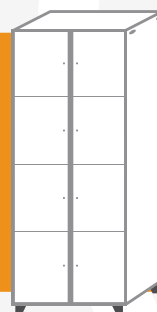
36" Door: 11.1" x 34.8" x 23.1" / 282 mm x 884 mm x 586 mm

*Bottom Row Compartment Depth: 20.2" / 488 mm

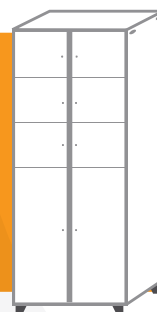
Compartment Weight Capacity: 45 lbs. / 20 kg



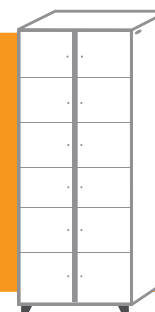
AXCESS 6804.S
4-Door Locker



AXCESS 6808.SE
8-Door Locker



AXCESS 6808.SH
8-Door Locker



AXCESS 6812.S
12-Door Locker

Satellite Lockers

Add up to three satellite lockers to right and/or left of customer interface*

Width: 31" / 787 mm

Height: 79" / 2006 mm

Depth: 29" / 737 mm

Weight: 350 lbs. / 159 kg

Configurations may vary. Consult your sales representative for details.

*Optional bolt-down kit sold separately. Standard color is black. Optional private branding and custom colors available for an additional cost.



Apex Cloud™ Real-Time Visibility and Control

Get a single, unified transaction platform to track, manage and report your business from anywhere. See package pickup/drop-off times, compartment usage trends and more.

Imagine the Possibilities™

Easy to Use. Easy to Implement. Easy to Afford.

ApexOrderPickup.com | info@apexorderpickup.com | 800.229.7912

