

107EX, 108EX | EXTERIOR MODEL



Shown with optional custom header wrap.



Walk-up convenience through an exterior wall

OrderHQ Exterior Smart Food Lockers feature an outdoor-rated design to help you provide efficient, outside pickup for customers and delivery drivers, while employees inside increase throughput with seamless order delivery through the back of the locker.



Indoor Facing/Employee Side

- Optimizes labor, prevents unauthorized access, and provides pickup in less than 10 seconds.
- Streamlines pickup for customers and provides a designated pickup area for delivery drivers.
- ApexIQ™ software provides order fulfillment insights and enables brief dwell times so hot and cold items can be held in a single, ambient compartment.

FEATURES

» Weather-resistant, ambient order holding

Patent-pending design maintains compartment temperature comparable to building interior

» Opaque compartment doors

Prevent visibility into the restaurant interior

» Exterior-rated customer touchscreen

Easy to use, with QR/barcode scan or manual code entry

» Compartment sensors

Simplifies order loading and indicates if any item is not picked up

» Employee touchscreen

Streamlines order loading with system-guided or frictionless workflows

» Compartment drip edge

Diverts water away from the compartment opening

ApexIQ Software

Scalable, enterprise-grade ApexIQ software enables shorter dwell times and higher throughput

ApexIQ easily integrates with dozens of POS, digital ordering platforms, kiosk, and app providers through lightweight APIs. It provides data visibility at a single location or across your portfolio, for optimal efficiency and a seamless customer experience. And it helps create an end-to-end digital chain of custody for every order.



Order-ready notification options

- Core subscription enables SMS notifications
- Integrated subscription enables brand app to send notifications

Simple RESTful API

- Flexible integration with customer systems and processes
- Enables end-to-end order data visibility
- Real-time order status updates
- Enhanced scalability and deployment options

Temporary Offline Failover

- Ensures seamless operation during brief internet connection losses
- Transactions execute locally then synchronize with paired cloud instance when internet is restored

Big data analytics and reporting

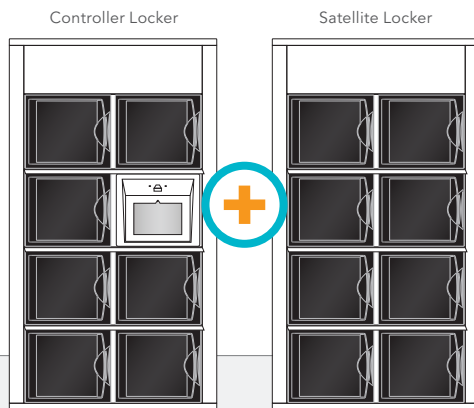
- Data and visibility across entire portfolio
- Insights into create-to-load time, dwell time, order pickup time, and more
- Can help verify delivery service provider metrics

ApexIQ Software Subscription Levels	CORE	INTEGRATED
Text "order ready" messages Enter customer's phone number for pickup		
Sensing & customizable compartment illumination Simple, error-proof guides for employees & customers		
Dwell time management & compartment lockdown Protect food quality & improve customer experience		
Automated software updates OrderHQ locker always runs the latest software release		
Communicate through your branded app Send custom push notifications through your app		
API integration to POS, brand app & other applications Optimize kitchen processes & minimize order dwell time	_____	
Enterprise-level data management Integrate portfolio-wide data to corporate BI systems	_____	
Value-added digital options Create a premium customer experience	_____	

Create your ideal OrderHQ locker system

1 START WITH A CONTROLLER & ADD AN OPTIONAL SATELLITE


Controller locker includes customer touchscreen on the front and employee touchscreen on the back. One Controller locker and one Satellite locker (15 compartments total) operate as a single system.



Standard locker color is white with black trim. Optional trim colors available for an additional charge; minimum quantities apply.

2 ADD A VINYL WRAP

Choose from one of our standard header wrap designs or create your own custom header wrap for an additional charge. See sales rep for details.



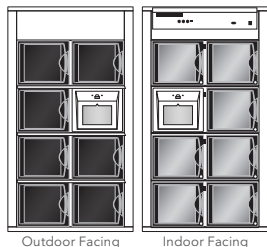
Example of custom header wrap.



Shown with optional custom header wrap.

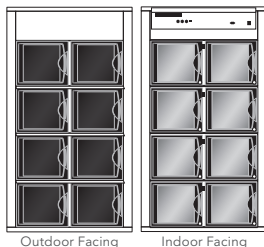
OrderHQ Exterior Lockers | 107EX, 108EX | SPECIFICATIONS

SPECIFIER STATEMENT: OrderHQ Exterior Locker, 107EX



Specified food locker will be NSF-rated with a Type 3R and IP54 outdoor rating. Individual compartments will be NSF-rated with an IP44 rating. Includes minimum 7 compartments with black polycarbonate doors at front and translucent polycarbonate doors at back. Exterior doors will automatically open when customer enters or scans pickup code. Unit to utilize compartment sensors to detect items added or removed. LED lights shall indicate order status and location of customer's order. Dwell time shall be customizable by operator. Touchscreen user interfaces at front and back to include 1-D and 2-D barcode and QR code scanner. Software will enable collection and analysis of order data.

SPECIFIER STATEMENT: OrderHQ Exterior Locker, 108EX



Specified food locker will be NSF-rated with a Type 3R and IP54 outdoor rating. Individual compartments will be NSF-rated with an IP44 rating. Includes minimum 8 compartments with black polycarbonate doors at front and translucent polycarbonate doors at back. Exterior doors will automatically open when customer enters or scans pickup code. Unit to utilize compartment sensors to detect items added or removed. LED lights shall indicate order status and location of customer's order. Dwell time shall be customizable by operator. Software will enable collection and analysis of order data. Operates only as a satellite unit of an OrderHQ Exterior Locker, 107EX.

107EX Controller & 108EX Satellite Lockers

Overall Dimensions (W x H x D)	Depth w/Door Open Door Edge to Cabinet Base	Weight	Electrical 350 Watt	Shipping Dimensions (W x H x D)	Shipping Weight Approximate
42.5" x 76.25" x 20.5" 1080 mm x 1937 mm x 520 mm	37" 937 mm	340 lbs. 155 kg	100VAC/60Hz 240VAC/50Hz	50" x 88" x 28" 1270 mm x 2235 mm x 712 mm	615 lbs. 280 kg

Compartments & Doors

Compartment Interior (W x H x D)	Door Dimensions* (W x H)	Depth w/Door Open Door Edge to Cabinet Base	Capacity per Compartment
13.3" x 11.3" x 16.3" 390 mm x 325 mm	15.33" x 12.81" 91 mm	15.4" 339 mm x 287 mm x 413 mm	15 lbs. 6.8 kg

Door Locking Mechanism: Solenoid door latch. Front doors equipped with integrated latch sensor. Back doors equipped with manual button actuation.

*Door depth varies: 0.76" – 1.07" to 19.2 mm – 27.2 mm.

User Touchscreens (Front & Rear)

PCAP Touch	Active Area
12.1" / 307 mm 1024 x 768 Resolution	9.72" x 7.3" 247 mm x 185 mm

Tempered Glass: 0.158" / 4 mm thick

Built-In Scanner: 1-D & 2-D Barcode or QR Code

UI Temp Range: -22° F / -30° C to 140° F / 60° C

Electrical

Each locker requires its own power supply. Unit ships with IEC type B power plug with integrated GFCI. International cables available upon request. Power input is three conductor, single phase, 100-240VAC, 50/60Hz, 350 Watt. Recommended breaker size is 15A for 120VAC or 10A or 220VAC. Recommended: Ground Fault Circuit Interrupter (GFCI) outlet, GFCI circuit breaker in the AC supply electrical panel, or a GFCI integrated AC power cord at the machine.

Material/Finish

- Cabinet: Anti-corrosive powder-coated galvanized sheet/smooth finish electro-static powder coat.
- Exterior Doors: Insulated black polycarbonate door with reinforced stainless-steel hinge. Finish is optically clear and polished.
- Interior Doors: Semi-transparent polycarbonate door with reinforced stainless-steel hinge.
- Door Bezel: Polycarbonate/SPI-A3
- Compartment: ABS

Operating Specifications

- Outdoor operating temperature range: -4° F/-20° C to 122° F/50° C
- Indoor operating temperature range: 50° F/10° C to 104° F/40° C
- Ambient operating humidity range: 0 to 95%

Internet Guidelines

- An internet connection is required; Broadband wired connection is preferred. Optional cellular network available.
- Can operate one system of OrderHQ Exterior lockers on a single internet line.
- Lockers continue to operate during brief internet outages using Temporary Offline Failover.

Location Guidelines

- Must be installed in an exterior wall a minimum of 6"/153 mm off the ground. Allow up to 7.8"/192 mm clearance from front of exterior wall.
- Access to the top and sides of locker may be necessary for troubleshooting and/or service. Allow at least 24"/610 mm clearance at rear of locker.
- Recommend Ethernet port within 3'/914 mm of any 4 corners of Controller locker.
- Recommend electrical outlet within 3'/914 mm of any 4 corners of Controller or Satellite locker.



Apex Order Pickup Solutions reserves the right to change specifications appearing in this bulletin without incurring any obligation for equipment previously or subsequently sold.